



## 50 to 250 GPM Submersible Pumps For Six-Inch Wells

## 325 & 400 GPM Submersible Pumps For Eight-Inch Wells

**Series "6P", "6T" and "8T"**  
High capacity six or eight inch submersible pumps for commercial, industrial, agricultural, municipal and other deep well, large water volume applications

- Cast iron suction and discharge housings
- Stainless steel pump shaft and coupling
- Mounting rings available for 5 HP four-inch motors, 5 thru 60 HP six-inch motors and 75 & 100 HP 8-inch motors
- Complete selection of Franklin stainless steel motors

Single-phase - 5, 7-1/2 and 10 HP  
Three-phase - 5 thru 100 HP




MESA AGRO-INDUSTRIAL CORP.  
TELS. 787-636-2132 - FAX. 787-740-0960  
E'mail: mesaagro@hotmail.com - www.mesapr.com

# SUBMERSIBLE PUMPS FOR 6 AND 8 INCH WELLS

**6P SERIES 5 TO 30 HP  
50, 80 AND 120 GPM**

**6T & 8T SERIES 5 TO 100 HP  
150, 200, 250, 325 AND 400 GPM**



## 6P, 6T & 8T Features & Benefits

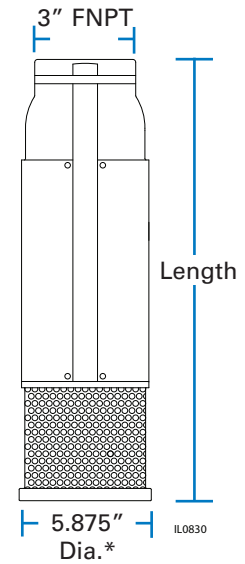
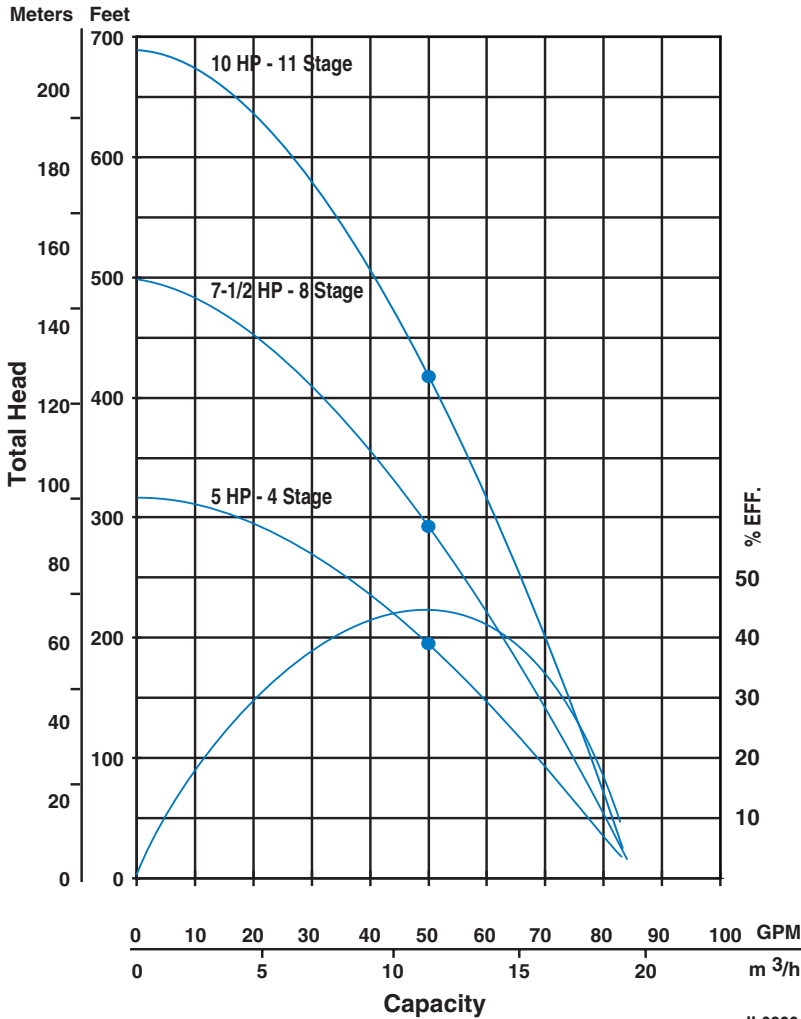
Component Description	6P Series 50, 80 & 120 GPM 5-30HP	6T & 8T Series 150, 200, 250, 325 & 400 GPM 5-100 HP
Discharge	Cast Iron with closed sintered lead free sleeve bearing, 3" NPT	Cast Iron, 3" NPT on 6T Series, 4" NPT on 325 GPM 8T Series and 5" NPT with enclosed bearing on 400 GPM 8T series.
Motor Bracket	Cast Iron for 4 and 6" NEMA Std motors	Cast Iron with bronze sleeve bearing. For 4, 6 and 8" NEMA Std motors (availability varies with model)."
Suction Screen	430 SST	416 SST
Motor Coupling	One-piece SST	416 SST
Sand Collar	n/a	Bronze - helps protect motor bracket bearing from sand
Staging	304 heavy wall SST shell, fiberglass reinforced Noryl® diffusers and axial mixed flow impellers, acetal diffuser plates."	Cast iron procelain lined threaded bowls with 304 SST Impellers. Bronze impellers on 200 GPM pumps.
Stage Bearings	SST sleeve and marine rubber radial bearing	Rubber and bronze
Collet	n/a	416 SST - split tapered design locks impeller to shaft
Thrust collar	SST thrust bearing in each stage	Bronze - helps protect against upthrust
Pump Shaft	416 SST 3/4" hex drive shaft	416 SST
Cable Guard	302 SST	SST

NOTE: Check Valve not supplied

**50 GPM • 5 thru 10 HP • 3450 RPM**  
**• 60 Hz • 6P**



6 Inch Minimum Inside Well Diameter



\*Includes Cable Guard

● Rated Performance



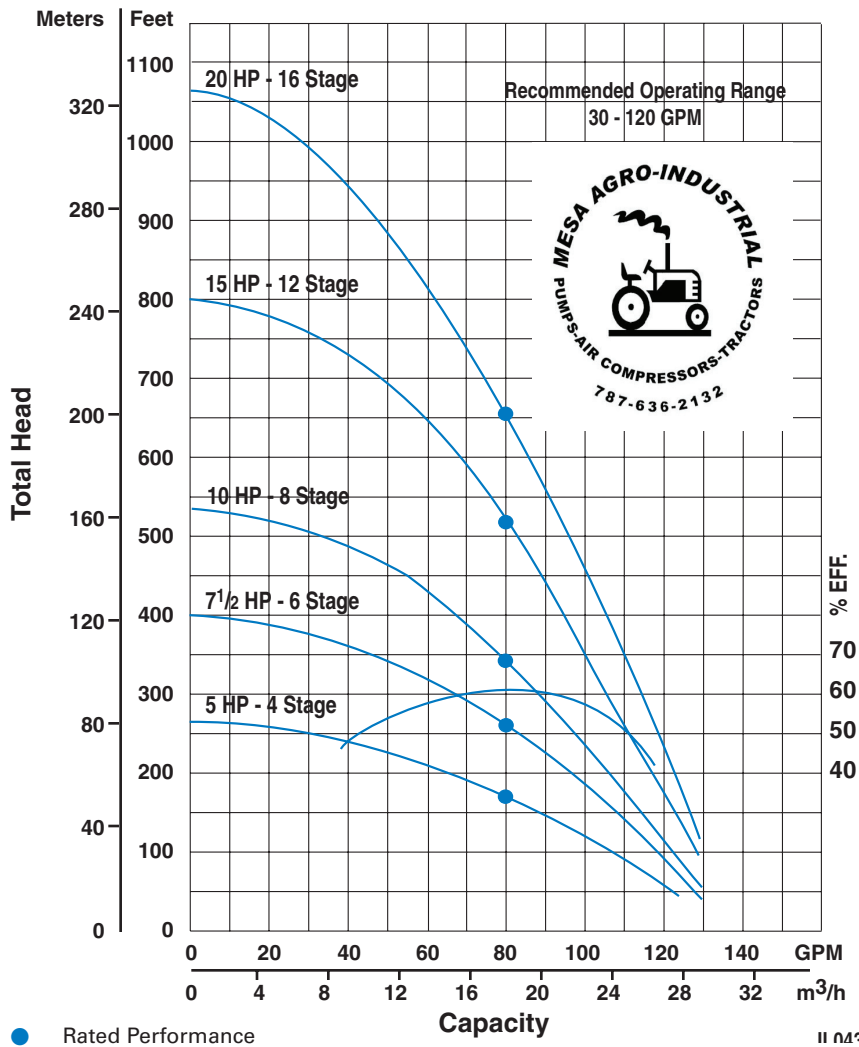
**50 GPM**

Model No.	HP	Motor Size	Stages	Phase	Length	
					Pump	Motor
6P050A05	5	4"	5	1	24.0	28.2
				3		22.2
6P050A056		6"		1		25.4
				3		22.9
6P050A07	7 1/2	6"	8	1	31.3	28.0
				3		24.2
6P050A10	10	6"	11	1	38.3	30.6
				3		25.4

**MESA AGRO-INDUSTRIAL CORP.**  
 BOMBAS DE AGUA --FILTROS --COMPRESORES DE AIRE --GENERADORES DE ELECTRICIDAD  
 TELS. 939-338-0607 --787-636-2132 - FAX. 787-740-0960  
 E-mail: mesaagro@hotmail.com - www.mesapr.com

# 80 GPM • 5 thru 20 HP • 3450 RPM • 60 Hz • 6P

6 Inch Minimum Inside Well Diameter



## 80 GPM

Model No.	HP	Motor Size	Stages	Phase	Length	
					Pump	Motor
6P080A05	5	4"	4	1	21.5	28.2
3				22.2		
6P080A056		6"		1		25.4
				3		22.9
6P080A07	7 1/2	6"	6	1	26.4	28.0
3	24.2					
6P080A10	10	6"	8	1	31.3	30.6
3	25.4					
6P080A15	15	6"	12	1	41.2	33.1
3	28.0					
6P080A20	20	6"	16	3	51.1	30.6

**MESA AGRO-INDUSTRIAL CORP.**

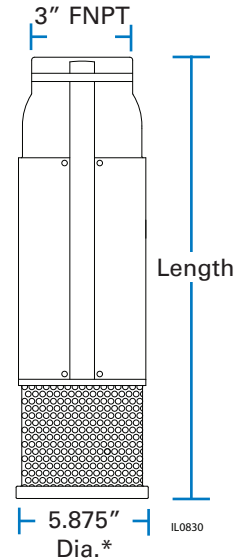
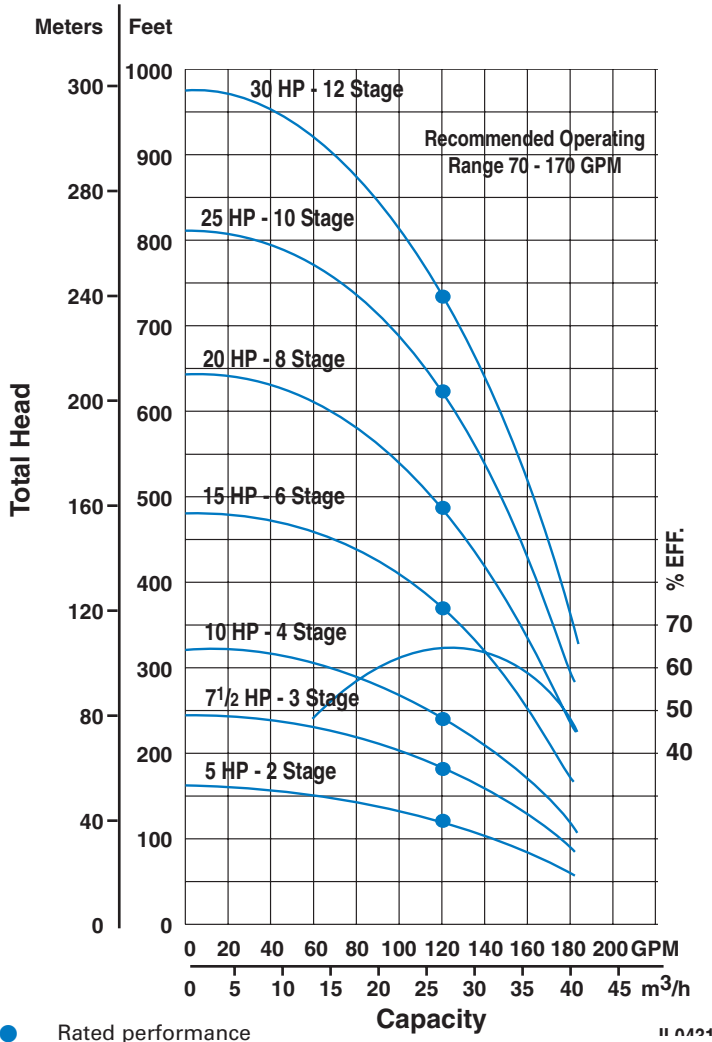
TELS. 939-338-0607 --787-636-2132 - FAX. 787-740-0960

E-mail: mesaagro@hotmail.com - www.mesapr.com

# 120 GPM • 5 thru 30 HP • 3450 RPM • 60 Hz • 6P



6 Inch Minimum Inside Well Diameter



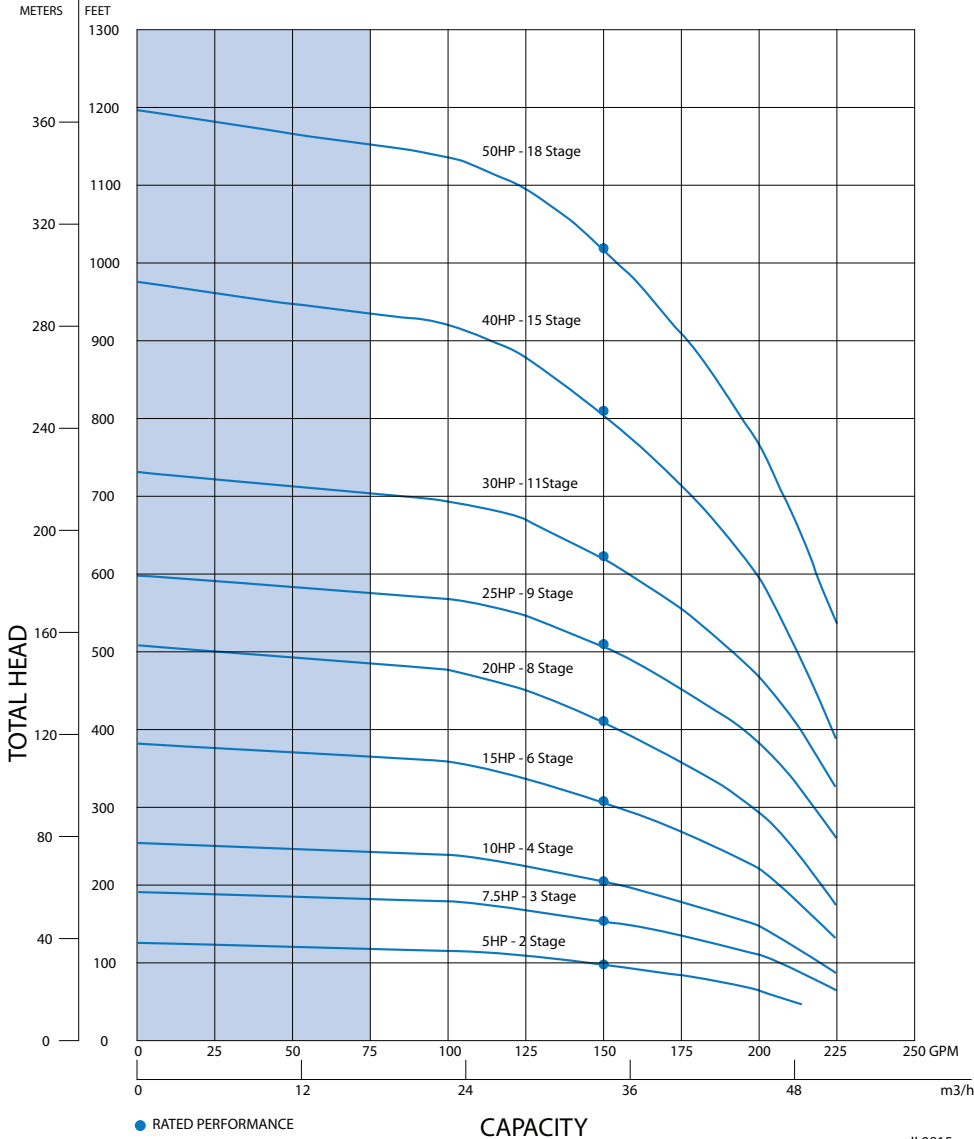
\*Includes Cable Guard



## 120 GPM

Model No.	HP	Motor Size	Stages	Phase	Length	
					Pump	Motor
6P120A05	5	4"	2	1	16.6	28.2
				3		22.2
6P120A056	5	6"	2	1	16.6	25.4
				3		22.9
6P120A07	7 1/2	6"	3	1	19.0	28.0
				3		24.2
6P120A10	10	6"	4	1	21.5	30.6
				3		25.4
6P120A15	15	6"	6	1	26.4	33.1
				3		28.0
6P120A20	20	6"	8	3	31.3	30.6
6P120A25	25	6"	10	3	36.3	33.1
6P120A30	30	6"	12	3	41.2	35.7

**6 Inch Minimum Inside Well Diameter**

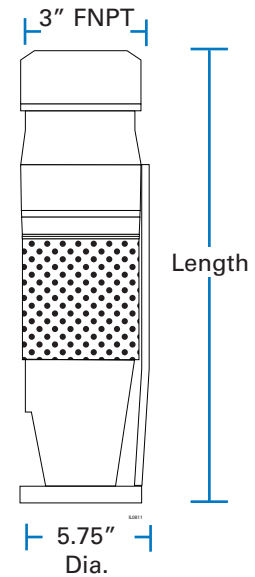
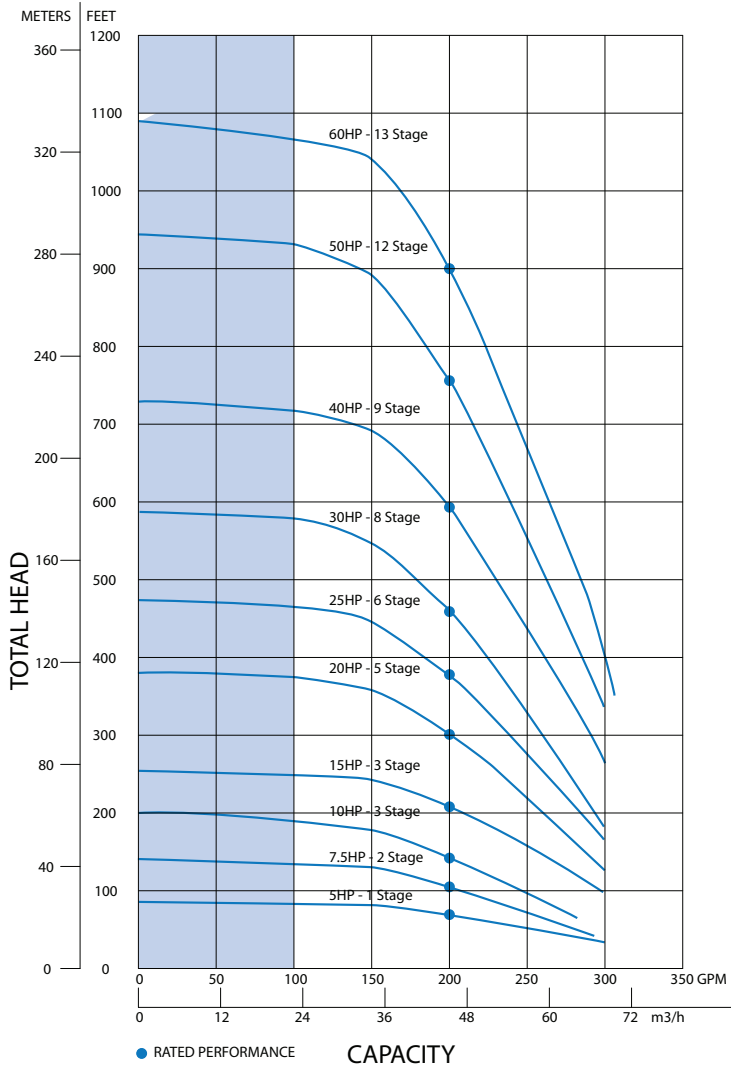


**150 GPM**

Model No.	HP	Motor Size	Stages	Phase	Length (Inches)		Efficiency at Rated Flow
					Pump	Motor	
6T150B05	5	4"	2	1	22.8	28.2	74%
6T150B056				3		22.2	
6T150B07		6"		1		25.4	
				3		22.9	
6T150B10	7-1/2	6"	3	1	27.4	28.0	75%
3				24.2			
6T150B15	10	6"	4	1	32.0	30.6	76%
3				25.4			
6T150B20	15	6"	6	1	41.3	33.1	76%
3				28.0			
6T150B25	20	6"	8	3	50.5	30.6	76%
6T150B30	25	6"	9	3	55.1	33.1	76%
6T150B40	30	6"	11	3	64.8	35.7	76%
6T150B50	40	6"	15	3	82.9	40.8	76%
6T150B50	50	6"	18	3	96.8	55.3	76%

**200 • 5 thru 60 HP • 3450 RPM**  
**• 60 Hz • 6T**

6 Inch Minimum Inside Well Diameter

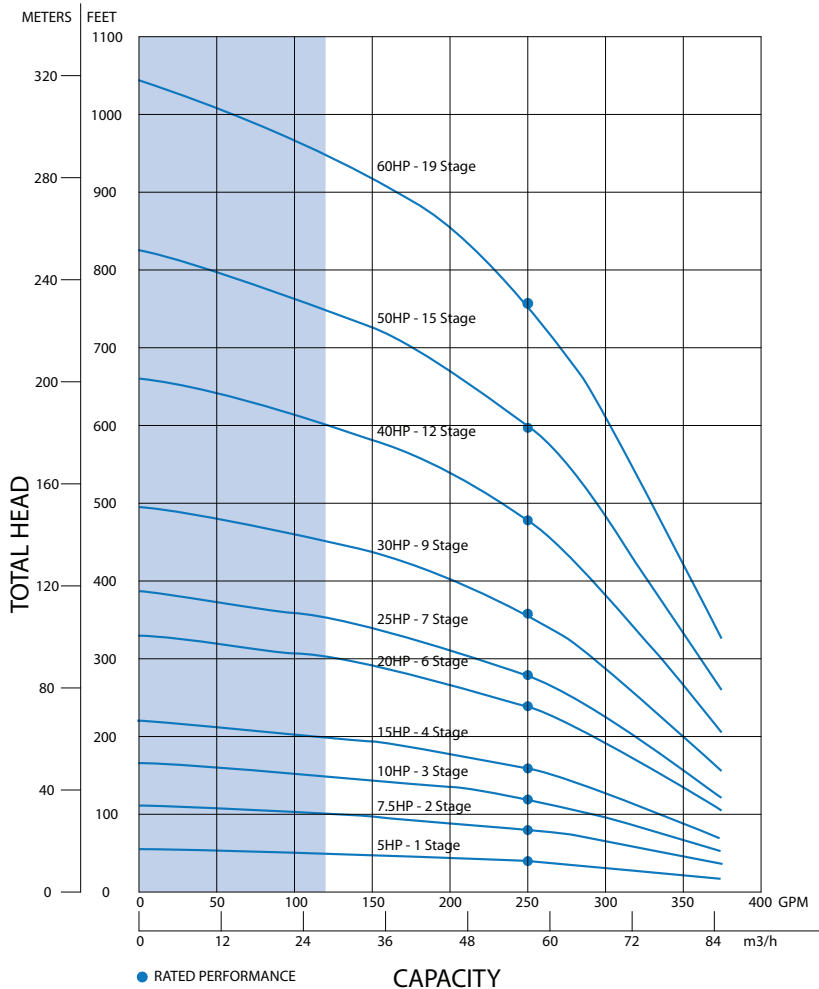


**200 GPM (Not available with 4" motor bracket)**

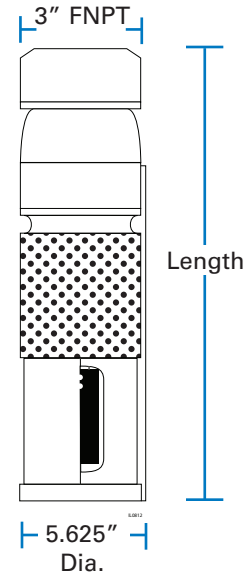
Model No.	HP	Motor Size	Stages	Phase	Length (Inches)		Efficiency at Rated Flow
					Pump	Motor	
6T200B056	5	6"	1	1	17.1	25.4	72%
				3		22.9	
6T200B07	7-1/2	6"	2	1	22.0	28.0	72%
				3		24.2	
6T200B10	10	6"	3	1	26.9	30.6	69%
				3		25.4	
6T200B15	15	6"	3	1	26.9	33.1	74%
				3		28.0	
6T200B20	20	6"	5	3	36.6	30.6	76%
6T200B25	25	6"	6	3	41.5	33.1	76%
6T200B30	30	6"	8	3	51.3	35.7	75%
6T200B40	40	6"	9	3	56.1	40.8	76%
6T200B50	50	6"	12	3	70.8	55.3	76%
6T200B60	60	6"	13	3	75.6	61.3	75%

**MESA AGRO-INDUSTRIAL CORP.**  
 BOMBAS DE AGUA --FILTROS --COMPRESORES DE AIRE --GENERADORES DE ELECTRICIDAD  
 TELS. 939-338-0607 --787-636-2132 - FAX. 787-740-0960  
 E-mail: mesaagro@hotmail.com - www.mesapr.com

6 Inch Minimum Inside Well Diameter



IL0817



**250 GPM**

Model No.	HP	Motor Size	Stages	Phase	Length (Inches)		Efficiency at Rated Flow
					Pump	Motor	
6T250B05	5	4"	1	1	18.4	28.2	68%
6T250B056				3		22.2	
		6"	1	1	23.3	25.4	69%
				3		22.9	
6T250B07	7-1/2	6"	2	1	28.1	28.0	70%
				3		24.2	
6T250B10	10	6"	3	1	33.0	30.6	71%
				3		25.4	
6T250B15	15	6"	4	1	42.8	33.1	71%
				3		28.0	
6T250B20	20	6"	6	3	57.4	30.6	71%
6T250B25	25			3		33.1	
6T250B30	30	6"	9	3	72.0	35.7	71%
6T250B40	40			3		40.8	
6T250B50	50	6"	15	3	86.6	55.3	71%
6T250B60	60			3		61.3	

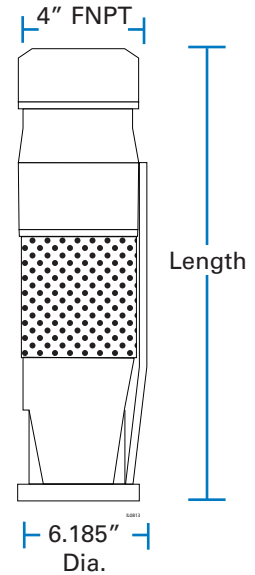
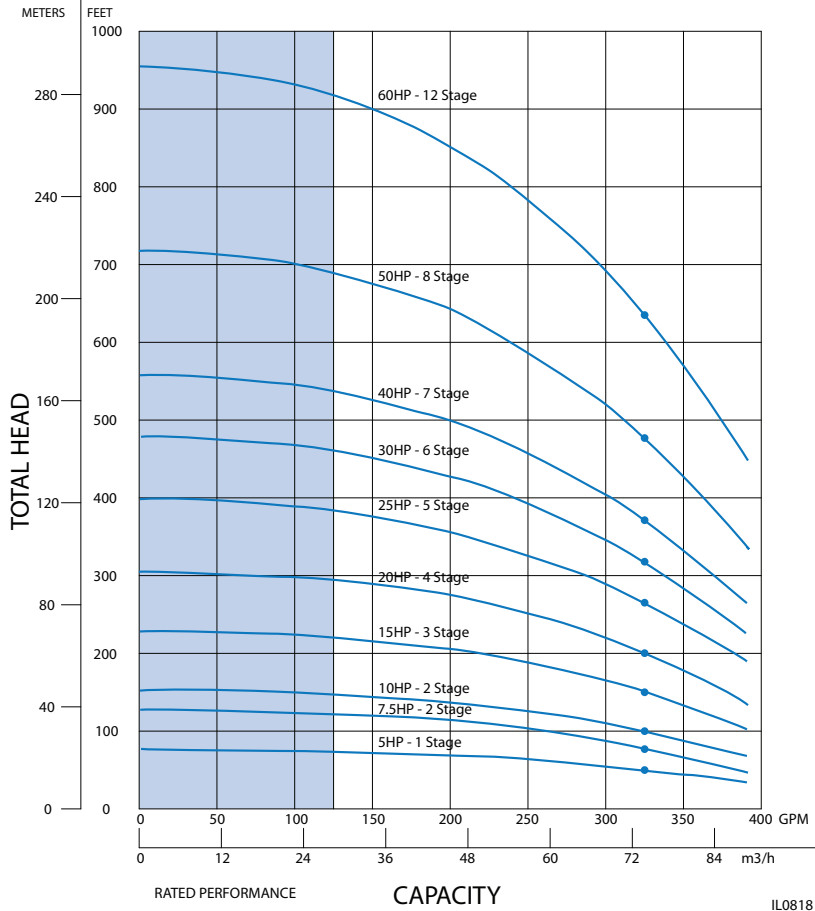
**MESA AGRO-INDUSTRIAL CORP.**  
 BOMBAS DE AGUA --FILTROS --COMPRESORES DE AIRE --GENERADORES DE ELECTRICIDAD  
 TELS. 939-338-0607 --787-636-2132 - FAX. 787-740-0960  
 E-mail: mesaagro@hotmail.com - www.mesapr.com



**325 • 5 thru 60 HP • 3450 RPM**  
**• 60 Hz • 8T**



8 Inch Minimum Inside Well Diameter

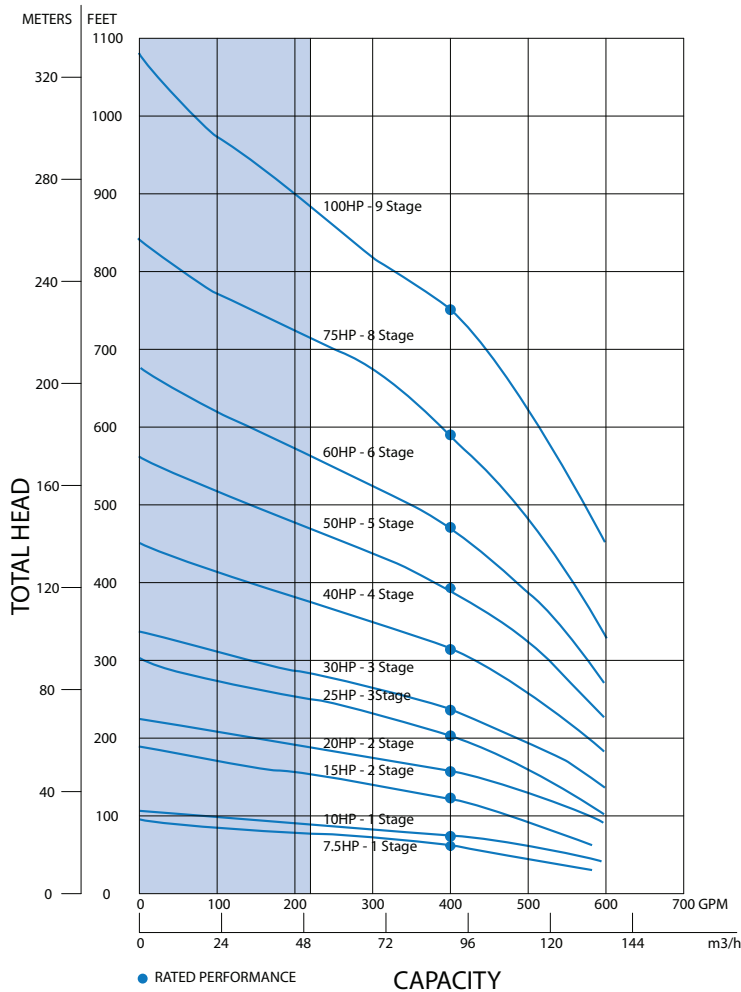


**325 GPM**

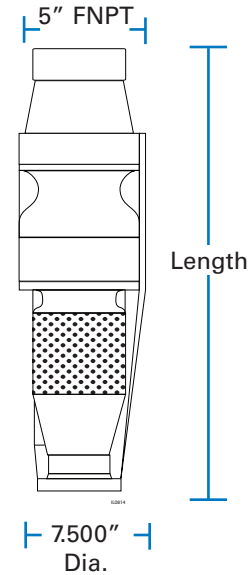
Model No.	HP	Motor Size	Stages	Phase	Length (Inches)		Efficiency at Rated Flow
					Pump	Motor	
8T325B05	5	6"	1	1	17.1	25.4	74%
				3		22.9	
8T325B07	7-1/2	6"	2	1	22.1	28.0	75%
				3		24.2	
8T325B10	10	6"	2	1	22.1	30.6	76%
				3		25.4	
8T325B15	15	6"	3	1	27.0	33.1	76%
				3		28.0	
8T325B20	20	6"	4	3	31.9	30.6	74%
8T325B25	25	6"	5	3	36.9	33.1	77%
8T325B30	30	6"	6	3	41.8	35.7	77%
8T325B40	40	6"	7	3	46.8	40.8	77%
8T325B50	50	6"	9	3	56.6	55.3	77%
8T325B60	60	6"	12	3	71.4	61.3	77%

**MESA AGRO-INDUSTRIAL CORP.**  
 BOMBAS DE AGUA --FILTROS --COMPRESORES DE AIRE --GENERADORES DE ELECTRICIDAD  
 TELS. 939-338-0607 --787-636-2132 - FAX. 787-740-0960  
 E-mail: mesaagro@hotmail.com - www.mesapr.com

**8 Inch Minimum Inside Well Diameter**



IL0819



**400 GPM**

Model No.	HP	Motor Size	Stages	Phase	Length (Inches)		Efficiency at Rated Flow
					Pump	Motor	
8T400B07	7-1/2	6"	1	1	25.0	28.0	73%
				3		24.2	
8T400B10	10	6"	1	1	25.0	30.6	72%
				3		25.4	
8T400B15	15	6"	2	1	32.3	33.1	74%
				3		28.0	
8T400B20	20	6"	2	3	32.3	30.6	73%
8T400B25	25	6"	3	3	39.5	33.1	75%
8T400B30	30	6"	3	3	39.3	35.7	74%
8T400B40	40	6"	4	3	46.8	40.8	75%
8T400B50	50	6"	5	3	54.0	55.3	75%
8T400B60	60	6"	6	3	61.3	61.3	75%
8T400B75	75	8"	8	3	75.8	47.4	75%
8T400B100	100	8"	9	3	83.0	54.9	74%

**MESA AGRO-INDUSTRIAL CORP.**  
 BOMBAS DE AGUA --FILTROS --COMPRESORES DE AIRE --GENERADORES DE ELECTRICIDAD  
 TELS. 939-338-0607 --787-636-2132 - FAX. 787-740-0960  
 E-mail: mesaagro@hotmail.com - www.mesapr.com



# “6T” Submersible Pump Selection Charts

## “6T” Series 150 GPM Turbine Pump

Model	HP	Stg.	Disch. Press.	Depth To Water In Feet - Capacities In Gallons Per Minute																	Max. Press.						
				50	100	150	200	250	300	350	400	450	500	550	600	650	700	750	800	850	900	950	1000	1050	1100	1150	Ft.
6T150B05 6T150B056	5	2	0 20 40 60	211 154	146																					125	54
6T150B07	7-1/2	3	0 20 40 60	211 166	208 161	156																				191	82
6T150B10	10	4	0 20 40 60	222 204 166	201 164 97	198 160 78	156																			254	110
6T150B15	15	6	0 20 40 60	222 223 212	210 211 192	208 189 161 124	186 158 121	156 117	113																	381	165
6T150B20	20	8	0 20 40 60	222 223	214 215	221 202	213 184	198 161 133	179 158 131	156 129	125															508	220
6T150B25	25	9	0 20 40 60	236	230	235 229	228 222	221 198	210 180	195 159	177 129	155 126	124													598	259
6T150B30	30	11	0 20 40 60	236	230	235 230	229 224	222 217	210 206	195 161	177 141	160 138	136 95	84												731	316
6T150B40	40	15	0 20 40 60			235 230	229 224	228 221	224 216	220 209	215 191	208 181	199 169	190 156	179 140	167 121	153 118	137 116	116							975	421
6T150B50	50	18	0 20 40 60			235 232	229 222	228 221	225 216	222 201	222 192	215 181	204 169	192 156	177 140	160 121	136 95	84								1196	517

## “6T” Series 200 GPM Turbine Pump

Model	HP	Stg.	Disch. Press.	Depth To Water In Feet - Capacities In Gallons Per Minute																	Max. Press.							
				50	100	150	200	250	300	350	400	450	500	550	600	650	700	750	800	850	900	950	1000	1050	Ft.	PSI		
6T200B05 6T200B056	5	1	0 20 40 60	254																						84	36	
6T200B07	7-1/2	2	0 20 40 60	281 215	209																					140	60	
6T200B10	10	3	0 20 40 60	247 200	243 195	190																				200	86	
6T200B15	15	3	0 20 40 60	299 261 220	296 258 217 153	254 213 147	208 101																			251	109	
6T200B20	20	5	0 20 40 60	290 266	288 264 239	262 238 208	236 206 166	204 166	162		158															380	164	
6T200B25	25	6	0 20 40 60	309 288	307 287 267	285 266 245	264 244 221	242 220 193	218 191 157	186 150	146															471	204	
6T200B30	30	8	0 20 40 60	287	296 280	295 279 264	263 246 247	246 229 209	208 183 156	204 181 154	179 151	148														587	254	
6T200B40	40	9	0 20 40 60		307 307	305 291 292 293	278 277 278 279	264 264 265	250 250	235 236	219 202	201 181	180 154	198 152	176 149	147										730	316	
6T200B50	50	12	0 20 40 60		308	306 296 297	285 285 286	275 275 275	264 264 264	254 254 254	243 243	231 231	219 219	205 205	190 173	216 151	202 150	186 150	169 148	146							942	407
6T200B60	60	13	0 20 40 60			312 304 304	303 294 285	293 284 285	283 274 275	283 274 276	274 265 256	247 247	233 225	216 200	198 152	176 149	147									1088	470	



NOTE: Friction loss not included in selection charts.

# "6T" Submersible Pump Selection Charts



## "6T" Series 250 GPM Turbine Pump

Model	HP	Stg.	Disch. Press.	Depth To Water In Feet - Capacities In Gallons Per Minute																	Max. Press.					
				50	100	150	200	250	300	350	400	450	500	550	600	650	700	750	800	850	900	950	Ft.	PSI		
6T250B05 6T250B056	5	1	0 20 40 60	122																					55	24
6T250B07	7-1/2	2	0 20 40 60	336 156	122																				110	48
6T250B10	10	3	0 20 40 60	377 301 168	293 147	122																			165	71
6T250B15	15	4	0 20 40 60	341 273 170	336 273 158	267 142	122																		220	95
6T250B20	20	6	0 20 40 60	377 381 342 304	336 339 301 250	293 297 245 155	234 136	122																	330	143
6T250B25	25	7	0 20 40 60	377 356 326	349 321 288	322 281 233 151	293 228 144	122																	385	166
6T250B30	30	9	0 20 40 60	377 380 382 356	349 352 327 329	322 296 263 221	293 261 216 147	122																	495	214
6T250B40	40	12	0 20 40 60	377 379 381 382	349 358 360 361	322 317 299 272	293 269 237 200	122																	660	285
6T250B50	50	15	0 20 40 60	377 380 381	349 363 364	322 314 331	293 296 276	122																	825	357
6T250B60	60	19	0 20 40 60	377 384 385	349 371 371	322 315 358	293 306 332	122																	1045	452



**MESA AGRO-INDUSTRIAL CORP.**  
 BOMBAS DE AGUA --FILTROS --COMPRESORES DE AIRE --GENERADORES DE ELECTRICIDAD  
 TRACTORES E IMPLEMENTOS AGRICOLAS --PISTEROS Y SISTEMAS DE RIEGO --MANGAS --VALVULAS  
 CONTROLES ELECTRICOS --SELLOS MECANICOS --COUPLINGS --MOTORES  
 CONSULTORIA --VENTAS --REPARACION --INSTALACION --CONTRATOS DE MANTENIMIENTO  
 TELS. 939-338-0607 --787-636-2132 - FAX. 787-740-0960  
 E'mail: mesaagro@hotmail.com - www.mesapr.com

NOTE: Friction loss not included in selection charts.

# "8T" Submersible Pump Selection Charts

## "8T" Series 325 GPM Turbine Pump

Model	HP	Stg.	Disch. Press.	Depth To Water In Feet - Capacities In Gallons Per Minute																Max. Press.										
				50	100	150	200	250	300	350	400	450	500	550	600	650	700	750	800	850	900	Ft.	PSI							
8T325B05	5	1	0	325																				76	33					
			20																											
			40																											
			60																											
8T325B07	7-1/2	2	0	388	260																			127	55					
			20	272																										
			40																											
			60																											
8T325B10	10	2	0	334	325																			152	66					
			20	170	137																									
			40																											
			60																											
8T325B15	15	3	0	393	325	220																		228	99					
			20	331	231																									
			40	337	242																									
			60	250																										
8T325B20	20	4	0	381	377	325	254																	305	132					
			20	330	261																									
			40	385	334	267	137																							
			60	337	272	149																								
8T325B25	25	5	0	388	385	343	382	339	287	213														398	172					
			20	349	300	232	220	213																						
			40	388	347	296	227	220																						
			60	390	349	300	232	220																						
8T325B30	30	6	0	407	376	339	297	241	152															478	207					
			20	378	342	300	246	162																						
			40	381	345	304	251	172																						
			60	383	348	307	255	178																						
8T325B40	40	7	0	398	371	339	303	259	198															558	241					
			20	371	342	306	263	204																						
			40	403	376	345	310	268	210																					
			60	404	377	347	312	271	214																					
8T325B50	50	9	0	407	386	364	339	312	281	241	190													717	310					
			20	388	366	341	315	283	245	195																				
			40	368	343	317	286	248	199																					
			60	391	369	345	319	288	250	203	128																			
8T325B60	60	12	0	407	392	376	359	339	320	297	273	241	205	152									956	413						
			20	393	377	360	341	322	298	275	244	208	157																	
			40	394	378	361	342	323	300	277	246	211	162																	
			60	395	379	362	344	324	302	278	248	214	166																	



**MESA AGRO-INDUSTRIAL CORP.**  
 BOMBAS DE AGUA --FILTROS --COMPRESORES DE AIRE --GENERADORES DE ELECTRICIDAD  
 TRACTORES E IMPLEMENTOS AGRICOLAS --PISTEROS Y SISTEMAS DE RIEGO --MANGAS --VALVULAS  
 CONTROLES ELECTRICOS --SELLOS MECANICOS --COUPLINGS --MOTORES  
 CONSULTORIA --VENTAS --REPARACION --INSTALACION --CONTRATOS DE MANTENIMIENTO  
 TELS. 939 -338-0607 --787-636-2132 - FAX. 787-740-0960  
 E'mail: mesaagro@hotmail.com - www.mesapr.com

NOTE: Friction loss not included in selection charts.

# 8" SUBMERSIBLE PUMP SELECTION CHARTS



## "8T" Series 400 GPM Turbine Pump

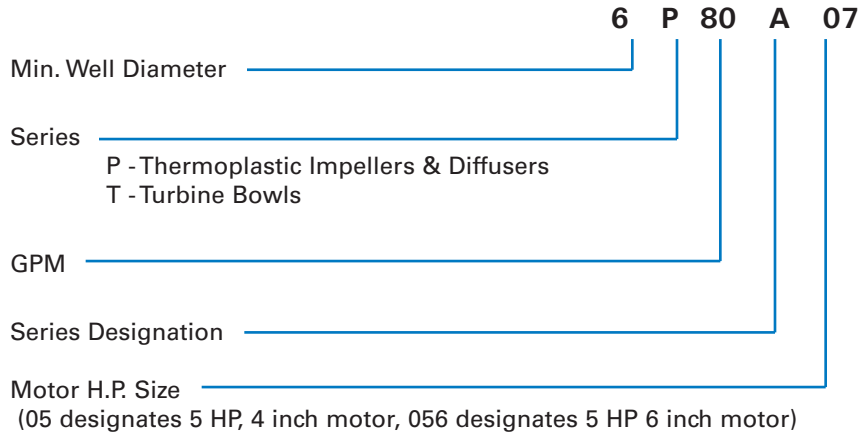
Model	HP	Stg.	Disch. Press.	Depth To Water In Feet - Capacities In Gallons Per Minute																	Max. Press.				
				50	100	150	200	250	300	350	400	450	500	550	600	650	700	750	800	850	Ft.	PSI			
8T400B07	7-1/2	1	0 20 40 60	477																				95	41
8T400B10	10	1	0 20 40 60	564																				105	45
8T400B15	15	2	0 20 40 60	488 295	477 263	239																		189	82
8T400B20	20	2	0 20 40 60	590 461	583 445	429																		225	97
8T400B25	25	3	0 20 40 60	604 537 440	600 529 431 268	521 420 254	409 237	220																301	130
8T400B30	30	3	0 20 40 60	627 593 513	625 588 507 391	583 498 383	490 373	360																338	146
8T400B40	40	4	0 20 40 60	620 594	618 591 535	587 524 445 342	517 437 317	429 302																450	195
8T400B50	50	5	0 20 40 60	615	614 591	632 610 589 545	610 586 542 483	583 474 395 298	469 389 268															563	243
8T400B60	60	6	0 20 40 60	629	628 611	626 610 590	608 588 552	583 498 443	542 494 377	490 367 270	429 360 249	360 256	249											675	292
8T400B75	75	8	0 20 40 60		628 613	625 612 597	623 611 594 566 532 489 441 394 345 253	610 594 566 532 489 441 394 345 253	592 564 489 441 394 345 253	529 485 438 390 340 246	485 438 390 340 246	438 390 340 246	390 340 246	340 246	246									840	363
8T400B100	100	9	0 20 40 60		635 624	634 624 614	633 623 612 602 585	632 622 611 600 581 554 522 489	611 600 581 554 522 489	599 551 519 484 449 405 345 274	580 551 519 484 449 405 345 274	551 519 484 449 405 345 274	516 481 447 401 331 266	481 449 405 345 274	447 405 345 274	401 338 271	331 266	262						1080	467



**MESA AGRO-INDUSTRIAL CORP.**  
 BOMBAS DE AGUA --FILTROS --COMPRESORES DE AIRE --GENERADORES DE ELECTRICIDAD  
 TRACTORES E IMPLEMENTOS AGRICOLAS --PISTEROS Y SISTEMAS DE RIEGO --MANGAS --VALVULAS  
 CONTROLES ELECTRICOS --SELLOS MECANICOS --COUPLINGS --MOTORES  
 CONSULTORIA --VENTAS --REPARACION --INSTALACION --CONTRATOS DE MANTENIMIENTO  
 TELS. 939 -338-0607 --787-636-2132 - FAX. 787-740-0960  
 E'mail: mesaagro@hotmail.com - www.mesapr.com

NOTE: Friction loss not included in selection charts.

**MODEL NO. CODE 50, 80, 120, 150, 200, 250, 325 & 400 GPM**



Order pump, motor and control box or magnetic starter and heaters separately. Lead wire assembly included with motor

**4", 6" & 8" FRANKLIN SUBMERSIBLE MOTORS,  
CONTROL BOXES & MAGNETIC STARTERS**

HP Rating	Diameter	Voltage & Phase	Motor Ordering No.	Control Box & Magnetic Starters*	Heaters (Order 3)
				Ordering Number	
5	4"	230V/1PH	137456	135269 Control	N/A
	4"	200V/3PH	137469	139324	133016
	4"	230V/3PH	137470	139324	133016
	4"	460V/3PH	137472	139325	130280
	6"	230V/1PH	126551	137225	N/A
	6"	200V/3PH	133492	139324	133016
	6"	230V/3PH	133493	139324	133016
	6"	460V/3PH	133494	139325	130280
7-1/2	6"	230V/1PH	126553	135271 Control	N/A
	6"	200V/3PH	130646	139326	130288
	6"	230V/3PH	126552	139324	133020
	6"	460V/3PH	128876	139325	133013
10	6"	230V/1PH	134134	135273 Control	N/A
	6"	200V/3PH	130647	139327	131724
	6"	230V/3PH	126554	139327	133018
	6"	460V/3PH	128875	139325	130279
15	6"	230V/1PH	136361	136362 Control	N/A
	6"	230V/3PH	126555	139329	130293
	6"	460V/3PH	128884	139325	130281
20	6"	230V/3PH	128754	139330	130287
	6"	460V/3PH	128888	139331	135548
25	6"	230V/3PH	128755	139333	133021
	6"	460V/3PH	128890	139331	131724
30	6"	230V/3PH	128964	139332	135549
	6"	460V/3PH	128965	139334	130285
40	6"	460V/3PH	021003	139335	130287
50	6"	460V/3PH	021004	139336	133021
60	6"	460V/3PH	023029	023032	135549
75	8"	460V/3PH	023030	023032	023034
100	8"	460V/3PH	023031	023033	023035

(\*) Class 16 Magnetic Starter

**MESA AGRO-INDUSTRIAL CORP.**  
**TELS. 939-338-0607 - 787-636-2132 - FAX. 787-740-0960**  
**E'mail: mesaagro@hotmail.com - www.mesapr.com**