



FLINT & WALLING

Zoeller Family of Water Solutions™



Pressure Booster Pumps

PRESSURES TO 200 PSI

The pressure booster pump is designed to increase water pressure from city mains or private water systems. Applications include pressure cleaning, spray or mist

systems, jockey pumps, booster service, reverse osmosis, water circulation and general purpose pumping.



††NOTE: Models with TEFC motors are not CSA certified

1/3 - 3 HP 60Hz or 50Hz 5, 7, 10, 19, 27, 35, 55 & 85 GPM Stainless Steel, Powder Coated Cast Iron or Cast Iron Models

Material Construction

Component Description	Stainless Steel Models 5, 7, 10, 19, 27 & 35 GPM 1/3 thru 3 HP	Powder-coated Models 5, 7, 10, 19, 27 & 35 GPM 1/3 thru 3 HP	Cast Iron Models 5, 7, 10, 19, 27 & 35 GPM 1/3 thru 3 HP
Suction and Discharge Casting	304 (CF-8) stainless steel	Powder coated cast iron	Cast Iron
Pump Shell	304 heavy wall stainless steel	304 heavy wall stainless steel	304 heavy wall stainless steel
Staging*	Noryl® impellers and diffusers; type 304 stainless steel floating bearing inserts and acetal diffuser plates	Noryl® impellers and diffusers; type 304 stainless steel floating bearing inserts and acetal diffuser plates	Noryl® impellers and diffusers; type 304 stainless steel floating bearing inserts and acetal diffuser plates
Pump Shaft and Motor Coupling Assembly	303 stainless steel hex shaft with 316 S.S. motor to shaft coupling	416 stainless steel hex shaft with 316 S.S. motor to shaft coupling	416 stainless steel hex shaft with 316 S.S. motor to shaft coupling
Shaft Seal	Carbon-silicon carbide, stainless steel spring, and Viton®	Carbon-silicon carbide, stainless steel spring, and Buna-N	Carbon-silicon carbide, stainless steel spring, and Buna-N
O-Rings	Viton®	Buna N	Buna-N
Motor	Open drip proof (ODP) and Totally enclosed fan cooled (TEFC) motors available with single or three phase options.		

* Replacement cartridge assembly available for all models. Includes all necessary parts to restore pumps to like-new performance. No special tools required.

Noryl® is a registered trademark of General Electric.

Viton® is a registered trademark of Dupont.



FLINT & WALLING

Zoeller Family of Water Solutions™

BOOSTER PUMP PERFORMANCE SPECIFICATIONS

PRESSURE ADDED - PSI†					10	20	40	60	80	100	120	140	160	180	200	220	Max. Press. PSI	Suction Pipe Tap NPT	Disch. Pipe Tap NPT
Stainless Steel Fitted	Powder-Coated Cast Iron Fitted	Cast Iron Fitted	HP	Stage	Output - Gallons per Minute														
60HZ Models																			
PB0508S031	PB0508C031	PB0508A031	1/3	8	10.2	9.6	8.3	6.5	4.3								96	3/4"	3/4"
PB0512S051	PB0512C051	PB0512A051	1/2	12	10.0	9.5	8.3	7.1	6.0	4.0	2.3						132		
PB0516S071	PB0516C071	PB0516A071	3/4	16	10.2	9.7	9.1	8.3	7.5	6.6	5.8	4.6	3.3				189		
PB0712S071	PB0712C071	PB0712A071	3/4	12	14.0	13.4	12.2	10.9	9.5	8.9	7.0	4.6					158		
PB1014S101	PB1014C101	PB1014A101	1	14	*	*	14.5	13.4	12.3	11.2	9.8	8.0	6.0	2.3			183		
PB1016S151	PB1016C151	PB1016A151	1-1/2	16	*	*	15.0	14.1	13.1	12.1	11.0	9.8	8.2	5.2	2.0		212		
PB1914S201	PB1914C201	PB1914A201	2	14	27.6	27.0	25.7	24.2	22.6	20.8	18.7	16.2	12.9	7.7			190	1"	1"
PB3506S201	PB3506C201	PB3506A201	2	6	48.0	47.0	42.5	35.2	24.0								85		
PB2711S201	PB2711C201	PB2711A201	2	11	*	*	31.5	29.5	27.1	24.2	20.3	13.0					147		
PB3508S301	PB3508C301	PB3508A301	3	8	48.0	47.5	44.0	40.0	35.2	27.5							118		
PB2714S301	PB2714C301	PB2714A301	3	14	*	*	33.0	31.5	29.8	27.9	25.6	22.8	18.9	11.1			187		
PB2717S303A**	-	-	3	17	*	*	34.1	32.3	30.5	28.3	25.8	23.1	20.0	16.6	11.4		225		
-	-	PB5504A201	2	4	77.6	71.5	52.5										55	2"	2"
-	-	PB5506A301	3	6	77.8	74.4	65.0	51.1	31.9								83		
-	-	PB8504A201	2	4	105.8	90.0	47.0										49		
-	-	PB8505A301	3	5	108.8	98.8	60.0	25.0									60		
50HZ Models																			
PB0508Y031	PB0508Z031	PB0508X031	1/3	8	7.5	6.8	5.0	2.0									66	3/4"	3/4"
PB0514Y051	PB0514Z051	PB0514X051	1/2	14	*	7.3	6.4	5.3	4.0	2.1							113		
PB0714Y071	PB0714Z071	PB0714X071	3/4	14	*	10.9	9.7	8.5	7.0	5.2	2.8						132		
PB1020Y101	PB1020Z101	PB1020X101	1	20	*	13.0	12.2	11.4	10.5	9.5	8.2	6.8	5.0	2.0			183		
PB1022Y101	PB1022Z101	PB1022X101	1	22	*	12.0	12.2	11.4	10.5	9.5	8.4	7.4	6.0	4.3	2.0		203		
PB1023Y101	PB1023Z101	PB1023X101	1	23	*	12.0	12.2	11.4	10.5	9.6	8.6	7.6	6.5	5.1	3.3		213		
PB1920Y151	PB1920Z151	PB1920X151	1-1/2	20	*	22.1	21.0	19.5	18.0	16.1	14.1	11.6	8.3	2.0			182	1"	1"
PB2717Y201	PB2717Z201	PB2717X201	2	17	*	30.8	28.9	26.7	24.1	21.2	18.0	13.5					160		
PB3508Y151	PB3508Z151	PB3508X151	1-1/2	8	*	39.4	33.9	27.0	14.0								84		
PB3514Y301T	PB3514Z301T	PB3514X301T	3	14	*	38.5	36.5	32.1	28.1	23.0	14.4						146		

† Example: If PB0508A031 pump is connected to supply line of sufficient capacity, carrying water at 40 PSI, and the output of the pump is held to 7.3 GPM by a gate valve, the pump will add 40 PSI to line pressure for a total output pressure of 80 PSI.

* Operation of pump in this range may result in reduced pump life and/or motor damage.

To keep pump and seal lubricated, a minimum flow of 1.5 GPM must always be maintained through the pump.

** Only available in 3 phase

Motor voltage:

Open Drip Proof

Single Phase 1/3 - 2 HP - 115/230; 3 HP - 230V 60 Hz.

Three Phase 1/2 - 2 HP - 208-230/460, 50/60Hz.

Three Phase 3 HP - 208-230/460, 60 HZ

For three phase models, use suffix "3" on the model no.

Example: PB0512A053

Totally Enclosed Fan Cooled

Single Phase: 1/2 thru 3 HP - 115/230V 60/50Hz

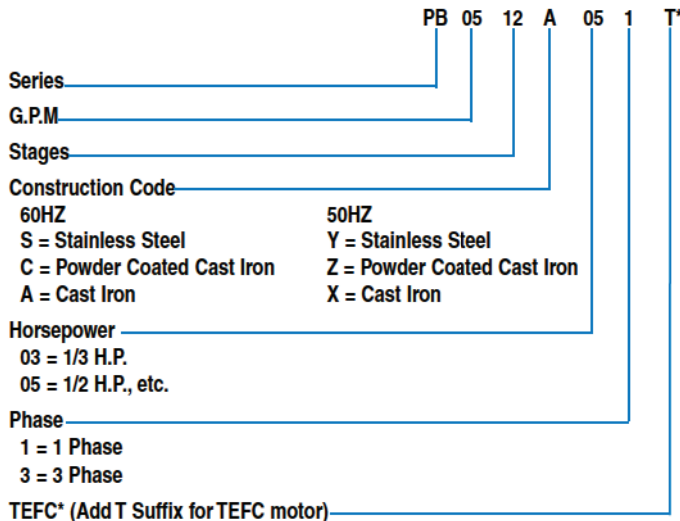
Three Phase: 1/2 thru 3 HP - 208/230/460V 60/50Hz

MESA AGRO-INDUSTRIAL CORP.

TELS. 939-338-0607 --787-636-2132 - FAX. 787-740-0960

E-mail: mesaagro@hotmail.com - www.mesapr.com

MODEL NUMBER CODE



TEFC motors available on powder coated cast iron models and stainless steel models only

PERFORMANCE CURVES

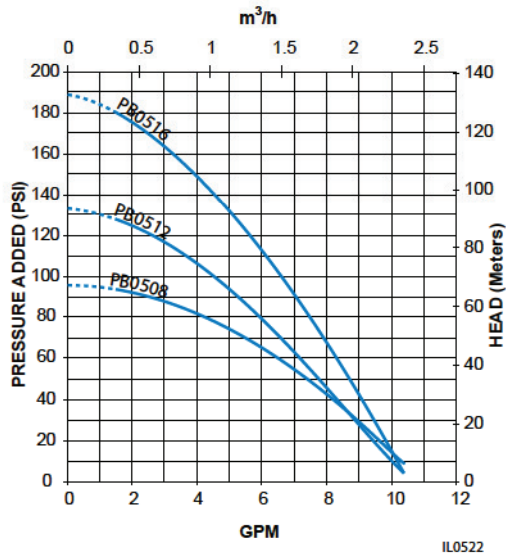
3450 RPM 60 Hz



FLINT & WALLING

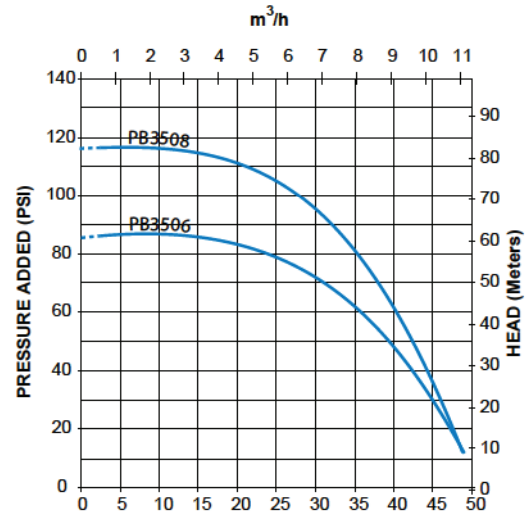
Zoeller Family of Water Solutions™

5 GPM



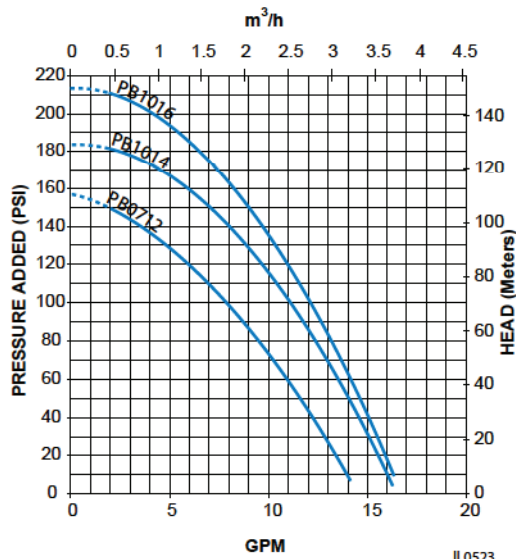
IL0522

35 GPM



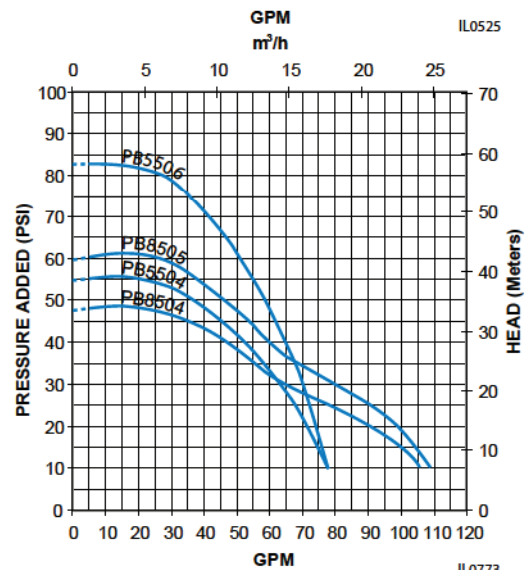
IL0525

7 and 10 GPM



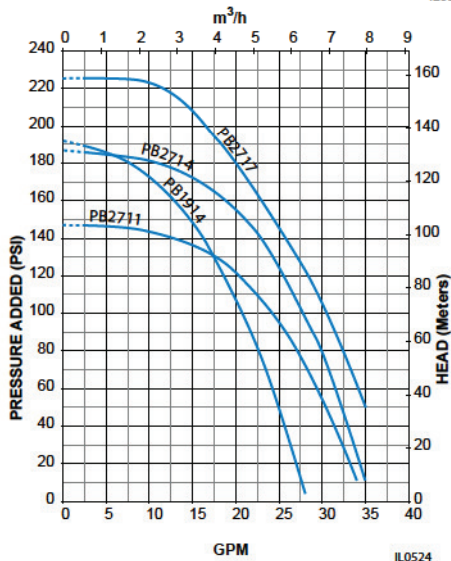
IL0523

55 & 85 GPM



IL0773

19 & 27 GPM



IL0524



MESA AGRO-INDUSTRIAL CORP.

BOMBAS DE AGUA --FILTROS --COMPRESORES DE AIRE
GENERADORES DE ELECTRICIDAD

TRACTORES E IMPLEMENTOS AGRICOLAS

PISTEROS Y SISTEMAS DE RIEGO --MANGAS --VALVULAS
TELS. 939-338-0607 --787-636-2132 - FAX. 787-740-0960

E-mail: mesaagro@hotmail.com - www.mesapr.com

Do not operate pumps in flow range indicated by dotted line.

PERFORMANCE CURVES

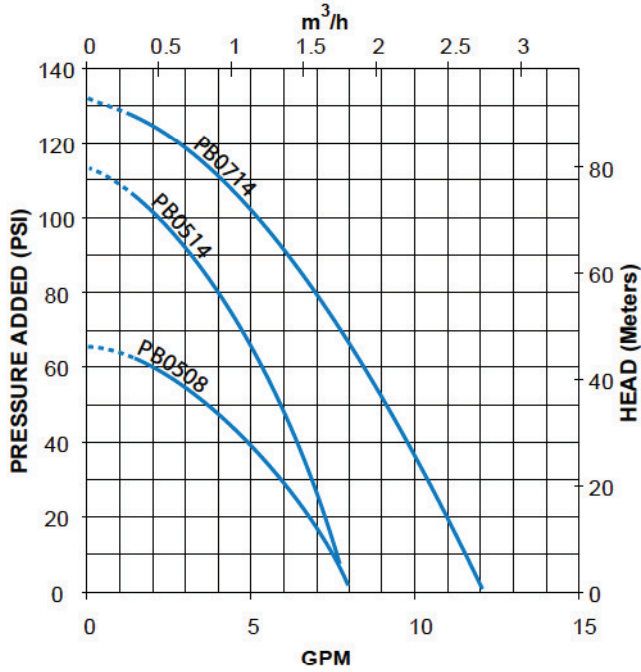
2850 RPM 50 Hz



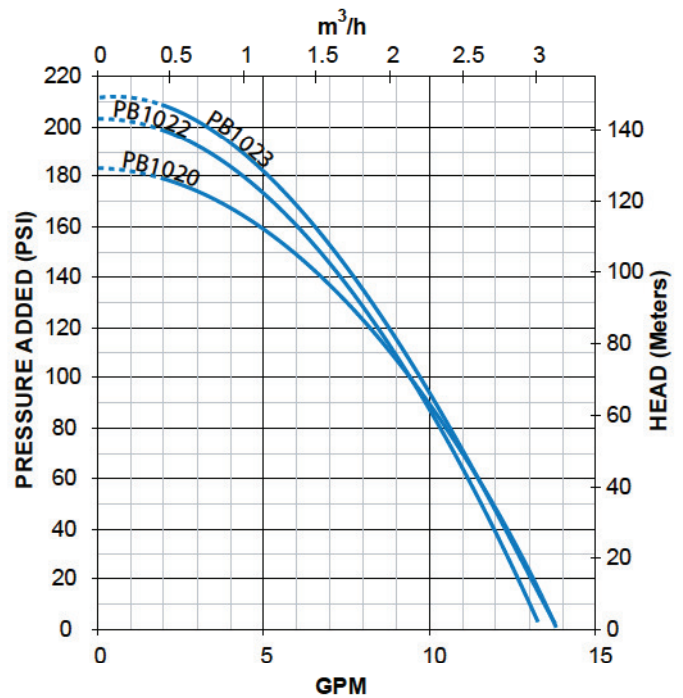
FLINT & WALLING

Zoeller Family of Water Solutions™

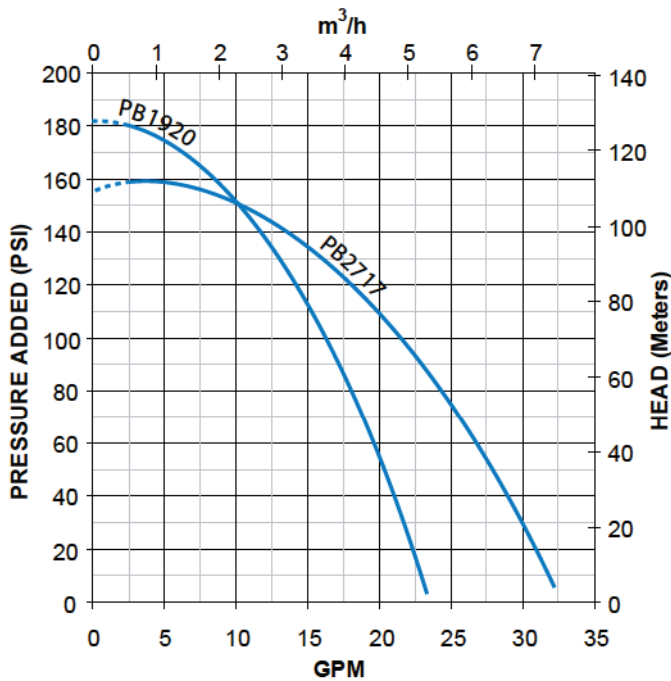
5 and 7 GPM



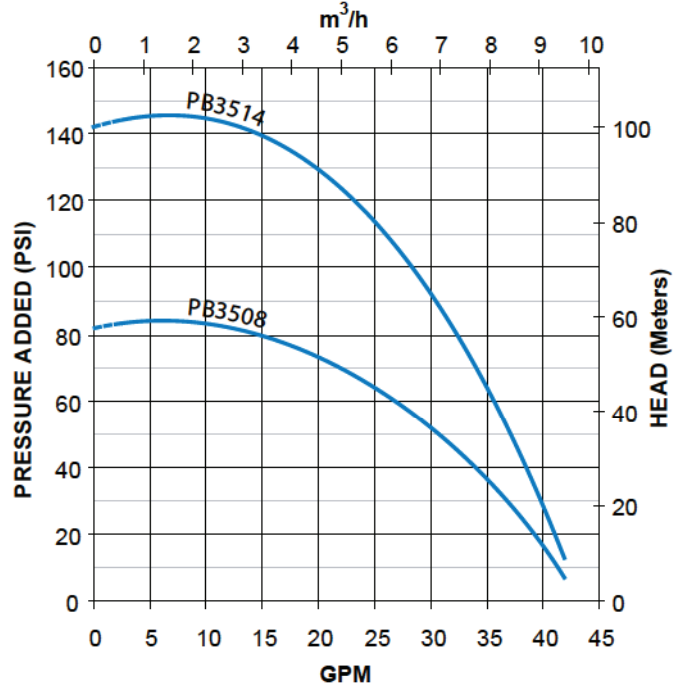
10 GPM



19 & 27 GPM



35 GPM



Do not operate pumps in flow range indicated by dotted line.

MESA AGRO-INDUSTRIAL CORP.

BOMBAS DE AGUA --FILTROS --COMPRESORES DE AIRE --GENERADORES DE ELECTRICIDAD
TRACTORES E IMPLEMENTOS AGRICOLAS --PISTEROS Y SISTEMAS DE RIEGO --MANGAS --VALVULAS

TELS. 939-338-0607 --787-636-2132 - FAX. 787-740-0960

E-mail: mesaagro@hotmail.com - www.mesapr.com

© 2016 Flint & Walling. All rights reserved.